

Music by Dennis Westphall  
and Lorraine Bayes

# The Fair Ways to Play Song

## Lyrics

When we both want the new, new **toy**  
Right at the **same, same** time  
When we both start to **grab, grab** it  
What, what can we **do**?

## CHORUS

We can **share**, we can **trade**  
We can take **turns** with each other  
We can **share**, we can **trade**  
Let's take **turns** with one another  
La la la la la la la la la la

When we both want the red, red **paint**  
Right at the **same, same** time  
When we both start to **grab, grab** it  
What, what can we **do**?

## CHORUS

When we both want the cool, cool bike  
Right at the **same, same** time  
When we both start to **grab, grab** it  
What, what can we **do**?

## CHORUS

So if we want to be good, good **friends**  
And have **fun, fun** together  
Try the fair ways to **play, play, play**  
**Sing, sing** them out loud

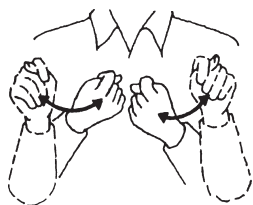
## CHORUS

## CHORUS

Sign language illustrated  
instructions on pages 2–3

continued on page 3

## Verse 1



### toy

T shape both hands. Swing in and out two or three times.



### same

One shape both hands, palms down, tips out. Bring index fingers together.



### grab


C shape RH palm down, fingers slightly spread. Bring hand down and close into S shape.



### do

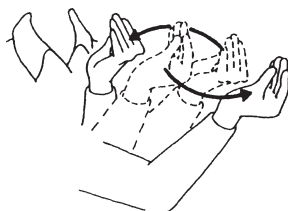
Claw shape both hands, palms down. Swing back and forth.

## Chorus



### share

LH open B. Brush little finger side of right open B back and forth between left thumb and index finger.



### trade


Flat O both hands, palms up, left ahead of right. Reverse positions.



### turn

L shape RH palm down. Turn so that palm faces up.

## Verse 2



### paint

LH open B palm right, tips up. Flap fingers of right open B up and down left palm.



### same

One shape both hands, palms down, tips out. Bring index fingers together.



### grab

C shape RH palm down, fingers slightly spread. Bring hand down and close into S shape.



### do

Claw shape both hands, palms down. Swing back and forth.

## Verse 3



### bicycle

S shape both hands, knuckles down, LH below RH. Circle up and down as if pedaling.



### same

O shape both hands, palms down, tips out. Bring index fingers together.



### grab

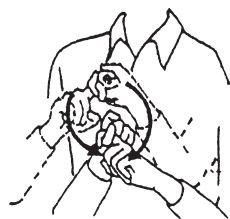
C shape RH palm down, fingers slightly spread. Bring hand down and close into S shape.



### do

Claw shape both hands, palms down. Swing back and forth.

## Verse 4



### friend

Hook right X over left X which is turned up, then reverse.



### fun

H shape both hands, left palm down. Place right H on nose then on back of left H.



### play

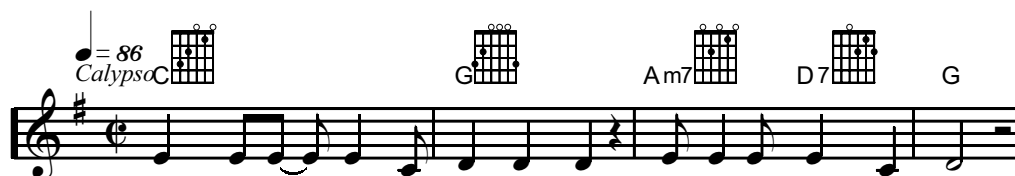
Y shape both hands, palms in. Simultaneously twist back and forth.



### sing

LH open B palm up. Swing fingers of right open B above left forearm and palm in rhythmic motion.

# The Fair Ways to Play Song




1. When we both want the new, new toy right at the same, same time;
2. When we both want the red, red paint right at the same, same time;
3. When we both want the cool, cool bike right at the same, same time;



when we both start to grab, grab it what, what\_\_ can we do?  
 when we both start to grab, grab it what, what\_\_ can we do?  
 when we both start to grab, grab it what, what\_\_ can we do?




We can share, we can trade.\_\_ We can take\_\_ turns



with each oth - er. We can share, we can trade.\_\_



Let's take turns\_\_ with one an - oth - er now. La\_\_ la la



la la\_\_ la la la la la la la\_\_ la la la